

BUILT-IN MICROSWITCH TYPE Q

TYPE Q Hz (low hysteresis)

STANDARD MODEL

INSTRUMENT	: class 1
MINIMAL RANGE	: 60 °C
CONNECTOR	: cable junction box, SEE BELOW
HYSTERESIS	: max. 1% up and down
SETPOINT(S)	: from outside
WINDOW	: PMMA - plexiglass
POINTER	: micro adjustable
CONTACT POINTER(S)	: first red, (second yellow)

example: TXC100XB + Q - 33 Hz



Class 1 and 5 Amp!!

ELECTRICAL SWITCH CAPACITY

125 Vac	: 5A (ind. load 3A)
250 Vac	: 3A (ind. load 2A)
DC 30 V	: 5A (ind. load 3A)
DC 125 V	: 0.4A (ind. load 0,4A)
DC 250 V	: 0.2A (ind. load 0,2A)

CONTACT TYPE	SWITCH FUNCTION	CABLE JUNCTION BOX	CASE DIMENSIONS			
			100	160	96x96	144x144
Q - 3 Hz* *Potential free SPDT		<p>Hirschmann</p>				
Q - 33 Hz* *Potential free DPDT		<p>Wiebrock</p>				
OPTION			EXTRA COSTS			
SETPOINT	FIXED SETPOINT (without setpoint adjustment)		0	0	0	0
LIQUID FILLING NOT POSSIBLE WITH MICROSWITCH						

BUILT-IN LOW-ACTION CONTACT TYPE M

TYPE M Hz

INSTRUMENT	: class 1
MINIMAL RANGE	: 60 °C
CONNECTOR	: cable junction box, SEE BELOW
HYSTERESIS	: max. 1% up and down
SETPPOINT(S)	: from outside with key
WINDOW	: PMMA - plexiglass
POINTER	: black
CONTACT POINTER(S)	: red

example:

TXR100XA
+ M-12 Hz



ELECTRICAL SWITCH CAPACITY

AC	: 50 VA (max. 250V)
DC	: 30 W (max. 250V)

CONTACT TYPE	SWITCH FUNCTION	CABLE JUNCTION BOX	CASE DIMENSIONS				
			100	160	96x96	144x144	72x144
M-1 Hz* *Potential free		 PG 9 Hirschmann					
M-2 Hz* *Potential free							
M-3 Hz* *Potential free							
M-11 Hz							
M-12 Hz							
M-21 Hz							
M-22 Hz							
M-xx Hz +GS* *Potential free	 example: M-21 Hz GS	 M20x1.5 Wiebrock					N.A.
M-33 Hz							N.A.
M-33 Hz+GS* *Potential free							N.A.
M-xxx Hz	functions to be specified at order						N.A.
M-xxxx Hz	functions to be specified at order			O.D.	O.D.	O.D.	O.D.
OPTION			EXTRA COSTS				
Lx	LIQUID FILLED CASE (ONDINA)				N.A.	N.A.	N.A.

BUILT-IN INDUCTIVE CONTACT TYPE I

TYPE I Hz

INSTRUMENT	: class 1
MINIMAL RANGE	: 60 °C
CONNECTOR	: cable junction box, SEE BELOW
HYSTERESIS	: max. 1% up and down
SETPOINT(S)	: from outside with key
WINDOW	: PMMA - plexiglass
POINTER	: black
CONTACT POINTER(S)	: red

example:

TXC100XB
+ I-x Hz



Also available with:



ELECTRICAL SWITCH CAPACITY

Nominal voltage	: 8VDC (Ri=1 Kohm)
Explosion proof	: EEx ia II C T6
Regulations	: EN 60947-5-2

CONTACT TYPE	SWITCH FUNCTION OPERATING CURRENT	CABLE JUNCTION BOX	CASE DIMENSIONS					
			100	160	96x96	144x144	72x144	
I-1 Hz <i>Si 2-K08-Y1 (Turck)</i>								
I-2 Hz <i>Si 2-K08-Y1 (Turck)</i>								
I-x Hz+2SN <i>SJ 2 SN (Pepperl+Fuchs)</i>				N.A.		N.A.		
I-x Hz+3.5SN <i>SJ 3.5 SN (Pepperl+Fuchs)</i>			Hirschmann	N.A.		N.A.	N.A.	
I-11 Hz <i>Si 2-K08-Y1 (Turck)</i>								
I-12 Hz <i>Si 2-K08-Y1 (Turck)</i>					SJ3.5N		SJ3.5N	
I-21 Hz <i>Si 2-K08-Y1 (Turck)</i>					SJ3.5N		SJ3.5N	
I-22 Hz <i>Si 2-K08-Y1 (Turck)</i>								
I-xx Hz+2SN <i>SJ 2 SN (Pepperl+Fuchs)</i>	function to be specified at order				N.A.		N.A.	
I-xx Hz+3.5SN <i>SJ 3.5 SN (Pepperl+Fuchs)</i>	function to be specified at order			N.A.		N.A.	N.A.	
I-xxx Hz <i>Si 2-K08-Y1 (Turck)</i>	function to be specified at order			O.D.	O.D.	O.D.	O.D.	N.A.
I-xxxx Hz <i>Si 2-K08-Y1 (Turck)</i>	function to be specified at order		Wiebrock	O.D.	O.D.	O.D.	O.D.	N.A.
OPTION			EXTRA COSTS					
Lx	LIQUID FILLED CASE (ONDINA)				N.A.	N.A.	N.A.	

BUILT-IN ELECTRONIC CONTACT TYPE E

TYPE E Hz

INSTRUMENT	: class 1
MINIMAL RANGE	: 60 °C
CONNECTOR	: cable junction box, SEE BELOW
HYSTERESIS	: max. 1% up and down
SETPOINT(S)	: from outside with key
WINDOW	: PMMA - plexiglass
POINTER	: black
CONTACT POINTER(S)	: red

example:

TXR100XA
+ E-12 Hz



ELECTRICAL SWITCH CAPACITY

Nominal voltage	: 10...30 V dc
Proximity sensor	: Si-K08-AP6 (Turck)
Output	: 3-wire, PNP
Regulations	: EN 60947-5-2

CONTACT TYPE	SWITCH FUNCTION	CABLE JUNCTION BOX	CASE DIMENSIONS				
			100	160	96x96	144x144	72x144
E-1 Hz		<p>Hirschmann</p>					
E-2 Hz							
E-11 Hz		<p>Wiebrock</p>					
E-12 Hz							
E-21 Hz							
E-22 Hz							
E-xxx Hz	function to be specified with order		O.D.	O.D.	O.D.	O.D.	N.A.
E-xxxx Hz	function to be specified with order		O.D.	O.D.	O.D.	O.D.	N.A.
OPTION			EXTRA COSTS				
Lx	LIQUID FILLED CASE (ONDINA)				N.A.	N.A.	N.A.

THERMOMETERS TYPE TXR WITH CONTACT

TYPE	DRAWING	DIMENSIONS mm																										
<p>A</p> <p><i>TXRxxxXA</i></p> <p>Hirschman cable junction box</p>		<table border="1"> <thead> <tr> <th rowspan="2">DIM.</th> <th colspan="2">CASE DIAMETER</th> </tr> <tr> <th>100</th> <th>160</th> </tr> </thead> <tbody> <tr> <td>A</td> <td>101</td> <td>161</td> </tr> <tr> <td>B</td> <td>104</td> <td>108</td> </tr> <tr> <td>K</td> <td>92</td> <td>122</td> </tr> </tbody> </table>	DIM.	CASE DIAMETER		100	160	A	101	161	B	104	108	K	92	122												
DIM.	CASE DIAMETER																											
	100	160																										
A	101	161																										
B	104	108																										
K	92	122																										
<p>E</p> <p><i>TXRxxxXE</i></p> <p>Hirschman cable junction box</p>		<table border="1"> <thead> <tr> <th rowspan="2">DIM.</th> <th colspan="2">CASE DIAMETER</th> </tr> <tr> <th>100</th> <th>160</th> </tr> </thead> <tbody> <tr> <td>A</td> <td>101</td> <td>161</td> </tr> <tr> <td>B</td> <td>104</td> <td>108</td> </tr> <tr> <td>K</td> <td>92</td> <td>122</td> </tr> </tbody> </table>	DIM.	CASE DIAMETER		100	160	A	101	161	B	104	108	K	92	122												
DIM.	CASE DIAMETER																											
	100	160																										
A	101	161																										
B	104	108																										
K	92	122																										
<p>T</p> <p><i>TXRxxxXT</i></p> <p>Hirschman cable junction box</p>		<table border="1"> <thead> <tr> <th rowspan="2">DIM.</th> <th colspan="2">CASE DIAMETER</th> </tr> <tr> <th>100</th> <th>160</th> </tr> </thead> <tbody> <tr> <td>A</td> <td>101</td> <td>161</td> </tr> <tr> <td>B</td> <td>104</td> <td>108</td> </tr> <tr> <td>K</td> <td>92</td> <td>122</td> </tr> </tbody> </table>	DIM.	CASE DIAMETER		100	160	A	101	161	B	104	108	K	92	122												
DIM.	CASE DIAMETER																											
	100	160																										
A	101	161																										
B	104	108																										
K	92	122																										
<p>F</p> <p><i>TXRxxxXF</i></p> <p>Hirschman cable junction box</p>		<table border="1"> <thead> <tr> <th rowspan="2">DIM.</th> <th colspan="2">CASE DIAMETER</th> </tr> <tr> <th>100</th> <th>160</th> </tr> </thead> <tbody> <tr> <td>A</td> <td>101</td> <td>161</td> </tr> <tr> <td>B</td> <td>110</td> <td>114</td> </tr> <tr> <td>D</td> <td>132</td> <td>196</td> </tr> <tr> <td>F</td> <td>5</td> <td>5</td> </tr> <tr> <td>H</td> <td>5.5</td> <td>6</td> </tr> <tr> <td>P</td> <td>116</td> <td>178</td> </tr> <tr> <td>K</td> <td>92</td> <td>122</td> </tr> </tbody> </table>	DIM.	CASE DIAMETER		100	160	A	101	161	B	110	114	D	132	196	F	5	5	H	5.5	6	P	116	178	K	92	122
DIM.	CASE DIAMETER																											
	100	160																										
A	101	161																										
B	110	114																										
D	132	196																										
F	5	5																										
H	5.5	6																										
P	116	178																										
K	92	122																										

THERMOMETERS TYPE TXR WITH CONTACT

TYPE	DRAWING	DIMENSIONS mm														
<p style="text-align: center;">A</p> <p style="text-align: center;"><i>TXRxxxXA + knee joint 180°</i></p> <p>Hirschman cable junction box</p>		<table border="1"> <thead> <tr> <th rowspan="2">DIM.</th> <th colspan="2">CASE DIAMETER</th> </tr> <tr> <th>100</th> <th>160</th> </tr> </thead> <tbody> <tr> <td>A</td> <td>101</td> <td>161</td> </tr> <tr> <td>B</td> <td>104</td> <td>108</td> </tr> <tr> <td>K</td> <td>92</td> <td>122</td> </tr> </tbody> </table>	DIM.	CASE DIAMETER		100	160	A	101	161	B	104	108	K	92	122
DIM.	CASE DIAMETER															
	100	160														
A	101	161														
B	104	108														
K	92	122														
<p style="text-align: center;">E</p> <p style="text-align: center;"><i>TXRxxxXE + knee joint 180°</i></p> <p>Hirschman cable junction box</p>		<table border="1"> <thead> <tr> <th rowspan="2">DIM.</th> <th colspan="2">CASE DIAMETER</th> </tr> <tr> <th>100</th> <th>160</th> </tr> </thead> <tbody> <tr> <td>A</td> <td>101</td> <td>161</td> </tr> <tr> <td>B</td> <td>104</td> <td>108</td> </tr> <tr> <td>K</td> <td>92</td> <td>122</td> </tr> </tbody> </table>	DIM.	CASE DIAMETER		100	160	A	101	161	B	104	108	K	92	122
DIM.	CASE DIAMETER															
	100	160														
A	101	161														
B	104	108														
K	92	122														
<p style="text-align: center;">A</p> <p style="text-align: center;"><i>TXRxxxXE + knee joint 360°</i></p> <p>Hirschman cable junction box</p>		<table border="1"> <thead> <tr> <th rowspan="2">DIM.</th> <th colspan="2">CASE DIAMETER</th> </tr> <tr> <th>100</th> <th>160</th> </tr> </thead> <tbody> <tr> <td>A</td> <td>101</td> <td>161</td> </tr> <tr> <td>B</td> <td>104</td> <td>108</td> </tr> <tr> <td>K</td> <td>92</td> <td>122</td> </tr> </tbody> </table>	DIM.	CASE DIAMETER		100	160	A	101	161	B	104	108	K	92	122
DIM.	CASE DIAMETER															
	100	160														
A	101	161														
B	104	108														
K	92	122														
<p style="text-align: center;">E</p> <p style="text-align: center;"><i>TXRxxxXE + knee joint 360°</i></p> <p>Hirschman cable junction box</p>		<table border="1"> <thead> <tr> <th rowspan="2">DIM.</th> <th colspan="2">CASE DIAMETER</th> </tr> <tr> <th>100</th> <th>160</th> </tr> </thead> <tbody> <tr> <td>A</td> <td>101</td> <td>161</td> </tr> <tr> <td>B</td> <td>104</td> <td>108</td> </tr> <tr> <td>K</td> <td>92</td> <td>122</td> </tr> </tbody> </table>	DIM.	CASE DIAMETER		100	160	A	101	161	B	104	108	K	92	122
DIM.	CASE DIAMETER															
	100	160														
A	101	161														
B	104	108														
K	92	122														

THERMOMETERS TYPE TXC WITH CONTACT

TYPE	DRAWING	DIMENSIONS [mm]																																
<p>A</p> <p><i>TXCxxxXA</i></p> <p>Hirschman cable junction box</p>		<table border="1"> <thead> <tr> <th rowspan="2">DIM.</th> <th colspan="2">CASE DIAMETER</th> </tr> <tr> <th>100</th> <th>160</th> </tr> </thead> <tbody> <tr> <td>A</td> <td>101</td> <td>161</td> </tr> <tr> <td>B</td> <td>107</td> <td>108</td> </tr> <tr> <td>C</td> <td>13</td> <td>13</td> </tr> <tr> <td>K</td> <td>89</td> <td>119</td> </tr> </tbody> </table>	DIM.	CASE DIAMETER		100	160	A	101	161	B	107	108	C	13	13	K	89	119															
DIM.	CASE DIAMETER																																	
	100	160																																
A	101	161																																
B	107	108																																
C	13	13																																
K	89	119																																
<p>B</p> <p><i>TXCxxxXB</i></p> <p>Hirschman cable junction box</p>		<table border="1"> <thead> <tr> <th rowspan="2">DIM.</th> <th colspan="2">CASE DIAMETER</th> </tr> <tr> <th>100</th> <th>160</th> </tr> </thead> <tbody> <tr> <td>A</td> <td>101</td> <td>161</td> </tr> <tr> <td>B</td> <td>110</td> <td>112</td> </tr> <tr> <td>C</td> <td>16</td> <td>20</td> </tr> <tr> <td>D</td> <td>132</td> <td>196</td> </tr> <tr> <td>H</td> <td>4,8</td> <td>5,8</td> </tr> <tr> <td>h1</td> <td>55</td> <td>86</td> </tr> <tr> <td>P</td> <td>114</td> <td>178</td> </tr> <tr> <td>K</td> <td>89</td> <td>119</td> </tr> </tbody> </table>	DIM.	CASE DIAMETER		100	160	A	101	161	B	110	112	C	16	20	D	132	196	H	4,8	5,8	h1	55	86	P	114	178	K	89	119			
DIM.	CASE DIAMETER																																	
	100	160																																
A	101	161																																
B	110	112																																
C	16	20																																
D	132	196																																
H	4,8	5,8																																
h1	55	86																																
P	114	178																																
K	89	119																																
<p>D</p> <p><i>TXCxxxXD</i></p> <p>Hirschman cable junction box</p>		<table border="1"> <thead> <tr> <th rowspan="2">DIM.</th> <th colspan="2">CASE DIAMETER</th> </tr> <tr> <th>100</th> <th>160</th> </tr> </thead> <tbody> <tr> <td>A</td> <td>101</td> <td>161</td> </tr> <tr> <td>B</td> <td>84</td> <td>84</td> </tr> <tr> <td>C</td> <td>13</td> <td>13</td> </tr> <tr> <td>D</td> <td>132</td> <td>196</td> </tr> <tr> <td>H</td> <td>4,5</td> <td>6</td> </tr> <tr> <td>P</td> <td>116</td> <td>178</td> </tr> <tr> <td>K1</td> <td>121</td> <td>121</td> </tr> <tr> <td>K2</td> <td>16,5</td> <td>0*</td> </tr> </tbody> </table> <p>* 54 mm to the left (front view)</p>	DIM.	CASE DIAMETER		100	160	A	101	161	B	84	84	C	13	13	D	132	196	H	4,5	6	P	116	178	K1	121	121	K2	16,5	0*			
DIM.	CASE DIAMETER																																	
	100	160																																
A	101	161																																
B	84	84																																
C	13	13																																
D	132	196																																
H	4,5	6																																
P	116	178																																
K1	121	121																																
K2	16,5	0*																																
<p>F</p> <p><i>TXCxxxXF</i></p> <p>Hirschman cable junction box</p>		<table border="1"> <thead> <tr> <th rowspan="2">DIM.</th> <th colspan="2">CASE DIAMETER</th> </tr> <tr> <th>100</th> <th>160</th> </tr> </thead> <tbody> <tr> <td>A</td> <td>101</td> <td>161</td> </tr> <tr> <td>B</td> <td>110</td> <td>112</td> </tr> <tr> <td>D</td> <td>132</td> <td>196</td> </tr> <tr> <td>H</td> <td>4,8</td> <td>5,8</td> </tr> <tr> <td>h1</td> <td>55</td> <td>86</td> </tr> <tr> <td>P</td> <td>114</td> <td>178</td> </tr> <tr> <td>K</td> <td>89</td> <td>119</td> </tr> </tbody> </table>	DIM.	CASE DIAMETER		100	160	A	101	161	B	110	112	D	132	196	H	4,8	5,8	h1	55	86	P	114	178	K	89	119						
DIM.	CASE DIAMETER																																	
	100	160																																
A	101	161																																
B	110	112																																
D	132	196																																
H	4,8	5,8																																
h1	55	86																																
P	114	178																																
K	89	119																																
<p>G</p> <p><i>TXCxxxXG</i></p> <p>Hirschman cable junction box</p>		<table border="1"> <thead> <tr> <th rowspan="2">DIM.</th> <th colspan="2">CASE DIAMETER</th> </tr> <tr> <th>100</th> <th>160</th> </tr> </thead> <tbody> <tr> <td>A</td> <td>101</td> <td>161</td> </tr> <tr> <td>B</td> <td>84</td> <td>84</td> </tr> <tr> <td>C1</td> <td>28</td> <td>0</td> </tr> <tr> <td>C2</td> <td>25</td> <td>0</td> </tr> <tr> <td>D</td> <td>132</td> <td>196</td> </tr> <tr> <td>H</td> <td>4,5</td> <td>6</td> </tr> <tr> <td>P</td> <td>116</td> <td>178</td> </tr> <tr> <td>K1</td> <td>121</td> <td>121</td> </tr> <tr> <td>K2</td> <td>14,5</td> <td>0*</td> </tr> </tbody> </table> <p>* 54 mm to the left (front view)</p>	DIM.	CASE DIAMETER		100	160	A	101	161	B	84	84	C1	28	0	C2	25	0	D	132	196	H	4,5	6	P	116	178	K1	121	121	K2	14,5	0*
DIM.	CASE DIAMETER																																	
	100	160																																
A	101	161																																
B	84	84																																
C1	28	0																																
C2	25	0																																
D	132	196																																
H	4,5	6																																
P	116	178																																
K1	121	121																																
K2	14,5	0*																																

THERMOMETERS TYPE TXC WITH CONTACT



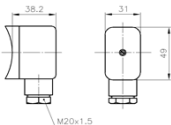
TYPE	DRAWING	DIMENSIONS mm																													
H TXCxxxXH Hirschman cable junction box		<table border="1"> <thead> <tr> <th rowspan="2">DIM.</th> <th colspan="2">CASE DIAMETER</th> </tr> <tr> <th>100</th> <th>160*</th> </tr> </thead> <tbody> <tr> <td>A</td> <td>101</td> <td>161</td> </tr> <tr> <td>B</td> <td>87</td> <td>88</td> </tr> <tr> <td>C</td> <td>25</td> <td>25</td> </tr> <tr> <td>D</td> <td>112</td> <td>180</td> </tr> <tr> <td>E</td> <td>112</td> <td>113</td> </tr> <tr> <td>P</td> <td>75</td> <td>139</td> </tr> <tr> <td>K1</td> <td>124</td> <td>125</td> </tr> <tr> <td>K2</td> <td>16</td> <td>45</td> </tr> </tbody> </table>	DIM.	CASE DIAMETER		100	160*	A	101	161	B	87	88	C	25	25	D	112	180	E	112	113	P	75	139	K1	124	125	K2	16	45
		DIM.		CASE DIAMETER																											
100	160*																														
A	101	161																													
B	87	88																													
C	25	25																													
D	112	180																													
E	112	113																													
P	75	139																													
K1	124	125																													
K2	16	45																													
* U-clamp mounted vertical																															
I TXCxxxXI Hirschman cable junction box		<table border="1"> <thead> <tr> <th rowspan="2">DIM.</th> <th colspan="2">CASE DIAMETER</th> </tr> <tr> <th>100</th> <th>160</th> </tr> </thead> <tbody> <tr> <td>A</td> <td>101</td> <td>161</td> </tr> <tr> <td>B</td> <td>107</td> <td>108</td> </tr> <tr> <td>C</td> <td>13</td> <td>13</td> </tr> <tr> <td>K</td> <td>89</td> <td>119</td> </tr> </tbody> </table>	DIM.	CASE DIAMETER		100	160	A	101	161	B	107	108	C	13	13	K	89	119												
		DIM.		CASE DIAMETER																											
100	160																														
A	101	161																													
B	107	108																													
C	13	13																													
K	89	119																													

THERMOMETERS TYPE TPC WITH CONTACT

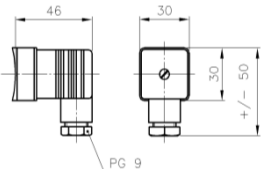
S TPCxxxXS Hirschman cable junction box		<table border="1"> <thead> <tr> <th rowspan="2">DIM.</th> <th colspan="2">CASE DIMENSIONS</th> </tr> <tr> <th>96x96</th> <th>144x144</th> </tr> </thead> <tbody> <tr> <td>A</td> <td>90x90</td> <td>138x138</td> </tr> <tr> <td>B</td> <td>99</td> <td>136</td> </tr> <tr> <td>C1</td> <td>25</td> <td>0</td> </tr> <tr> <td>C2</td> <td>11</td> <td>0</td> </tr> <tr> <td>D</td> <td>96x96</td> <td>144x144</td> </tr> <tr> <td>K1</td> <td>142</td> <td>180</td> </tr> <tr> <td>K2</td> <td>18</td> <td>16</td> </tr> <tr> <td>K3</td> <td>27</td> <td>41</td> </tr> </tbody> </table>	DIM.	CASE DIMENSIONS		96x96	144x144	A	90x90	138x138	B	99	136	C1	25	0	C2	11	0	D	96x96	144x144	K1	142	180	K2	18	16	K3	27	41
		DIM.		CASE DIMENSIONS																											
96x96	144x144																														
A	90x90	138x138																													
B	99	136																													
C1	25	0																													
C2	11	0																													
D	96x96	144x144																													
K1	142	180																													
K2	18	16																													
K3	27	41																													
* U-clamp mounted vertical																															
H / V TPCxxxXH TPCxxxXV Hirschman cable junction box		<table border="1"> <thead> <tr> <th rowspan="2">DIM.</th> <th colspan="2">CASE DIMENSIONS</th> </tr> <tr> <th colspan="2">72x144</th> </tr> </thead> <tbody> <tr> <td>A</td> <td colspan="2">66x136</td> </tr> <tr> <td>B</td> <td colspan="2">130</td> </tr> <tr> <td>C1</td> <td colspan="2">32</td> </tr> <tr> <td>D</td> <td colspan="2">72x144</td> </tr> <tr> <td>K1</td> <td colspan="2">173</td> </tr> <tr> <td>K2</td> <td colspan="2">26</td> </tr> <tr> <td>K3</td> <td colspan="2">11</td> </tr> </tbody> </table>	DIM.	CASE DIMENSIONS		72x144		A	66x136		B	130		C1	32		D	72x144		K1	173		K2	26		K3	11				
		DIM.		CASE DIMENSIONS																											
72x144																															
A	66x136																														
B	130																														
C1	32																														
D	72x144																														
K1	173																														
K2	26																														
K3	11																														

BUILT-IN PT-100 / TRANSMITTERS

With PT-100 sensor

SENSOR : PT-100 ACCURACY : 1/3 DIN class B, IEC751 INSTRUMENT : class 1 MINIMAL RANGE : 60 °C BULB SIZE : minimal Ø8 mm CONNECTOR : cable junction box, SEE BELOW		 <p>TXR100XA + PT-100</p>	 <p>TXR100XA + TRP</p>				
TYPE	FUNCTION	CABLE JUNCTION BOX	CASE DIMENSIONS				
			100	160	96x96	144x144	72x144
PT-100	PT-100 sensor 3 wire	 <p>Wiebrock</p>	first 100 mm bulb per 100 mm extra First 1000 mm capillary per 1000 mm extra:				
TRP	4...20 mA, 13...35Vdc, 2-wire		excluding PT-100 sensor				
TRP-EX	4...20 mA, 13...35Vdc, 2-wire EEx ia II C T6	depends on design	excluding PT-100 sensor				

With potentiometer

TYPE	FUNCTION	CABLE JUNCTION BOX	CASE DIMENSIONS				
			100	160	96x96	144x144	72x144
R	0...100 ohm, 3-wire						N.A.

ADD-ON UNITS WITH ELECTRICAL CONTACTS FOR THERMOMETERS

ADD-ON UNIT (built on top of dial) with PG cable conduit and 1500 mm cable

DIN16085/16196 TYPE	Switch function in clockwise direction	EXTRA COSTS	
		CASE DIMENSIONS (in mm)	
MAGNETIC ADD-ON CONTACT (=30W/-50VA), TYPE: M		Ø 100	Ø 160
M -1	contact closes		
M -2	contact opens		
M -3	single change-over contact (SPDT)		
M -11	1st contact closes, 2nd contact closes		
M -12	1st contact closes, 2nd contact opens		
M -21	1st contact opens, 2nd contact closes		
M -22	1st contact opens, 2nd contact opens		
M -xx+GS	double acting contact with separate circuits		
M -xxx	triple acting contact, 1=closes, 2=opens		
INDUCTIVE ADD-ON CONTACT (=8V, Ri=1 kohm, EEx ia IIC T6), TYPE: I		Ø 100	Ø 160
I -1	contact closes (operating current)		
I -2	contact opens		
I -x+SN	single contact with safety oscillator (SN)		
I -11	1st contact closes, 2nd contact closes		
I -12	1st contact closes, 2nd contact opens		
I -21	1st contact opens, 2nd contact closes		
I -22	1st contact opens, 2nd contact opens		
I -xx+SN	double contact with safety oscillator (SN)		

OPTIONS FOR ELECTRICAL CONTACTS

OPTIONS	DESCRIPTION	Ø 100	Ø 160	96 x 96	144 x 144	72 x 144
OIL FILLING	for HZ electrical contacts only			N.A.	N.A.	N.A.
CABLE	Cable connected to junction box for HZ electrical contacts	First 1500 mm:		per 1000 mm extr		
MSR-010	Protection relay for single acting contacts (supply 230Vac)					
MSR-020	Protection relay for double acting contacts (supply 230Vac)					
WE 77/Ex-1	Protection relay for single inductive contacts Eex ia ib IIC 230Vac					
WE 77/Ex-2	Protection relay for double inductive contacts Eex ia ib IIC 230 Vac					

INTERNATIONAL EXPLANATION OF CONTACT FUNCTIONS

CONTACT FUNCTIONS EXPLAINED WITH CLOCKWISE POINTER ROTATION

English						
STIKO contact	Magnetic	Inductive	Electrical	Translation:		
1				NO	HIGH	Normally open; makes on rise
2				NC	LOW	Normally closed, breaks on rise
Deutsch						
STIKO contact	Magnetspring	Induktiv	Elektronik	Übersetzung:		
1				NO		Schließer
2				NC		Öffner
Français						
STIKO contact	Magnétique	Inductive	Électronique	Traduction:		
1				FM	MAXI	Fermeture a maxima
2				OM	MINI	Ouverture a maxima
Italiano						
STIKO contact	Magnetico	Induttivo	Elettrico	Traduzione		
1				NA		Normalmente aperto
2				NC		Normalmente chiuso
Español						
STIKO contact	Magnético	Inductivo	Eléctrico	Traducción		
1				NA		Normalmente abierto
2				NC		Normalmente cerrado